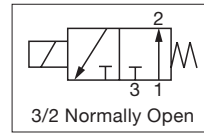
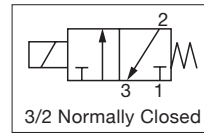


# ASCO™ MINIATURE SOLENOID VALVES

## GENERAL SERVICE VALVES, MINIATURE SOLENOID

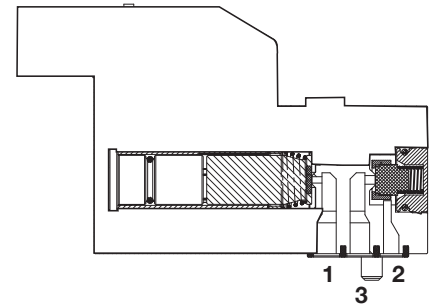
- The 188 Series solenoid valves are designed for use with air and inert gases, and can also be used to pilot other valves or cylinders
- Compact architecture and low power consumption of only 1.3 W make them ideal for portable medical devices
- Also available in a 1 W version for increased versatility
- LED visual indicator and electrical protection circuitry are standard features
- Meets all relevant CE directives, and is RoHS compliant
- Typical applications include:
  - Respiratory Therapy
  - Dental
  - Anesthesia Delivery
  - Industrial Gas Analyzers



Fluids	Temperature Range	Seal Materials
Air or Inert Gas, non-lubricated <sup>1</sup>	5 °C to 50 °C (41 °F to 122 °F)	NBR (Nitrile)
		FKM

<sup>1</sup> filtered at 25 µm  
NOTE: Additional constructions and options are available including alternate elastomers and orifice sizes. Minimum quantities apply.

General Valve Information	
Body	PA (polyamide) MXD6
Others	Stainless steel, nickel-plated steel, synthetic material, aluminum
Response Time	< 10ms
Options	Oxygen clean available 300 Series Stainless Steel Body



3/2 NC or 3/2 NO Function  
Pad Mount Body

Electrical Characteristics	
Standard Voltages*	5 VDC, 12 VDC, 24 VDC (-15%/+10%)
Power Consumption	1 - 1.3 W

\* Other voltages on request  
NOTE: The solenoid valves are designed for continuous operation within the maximum ambient temperature limits.

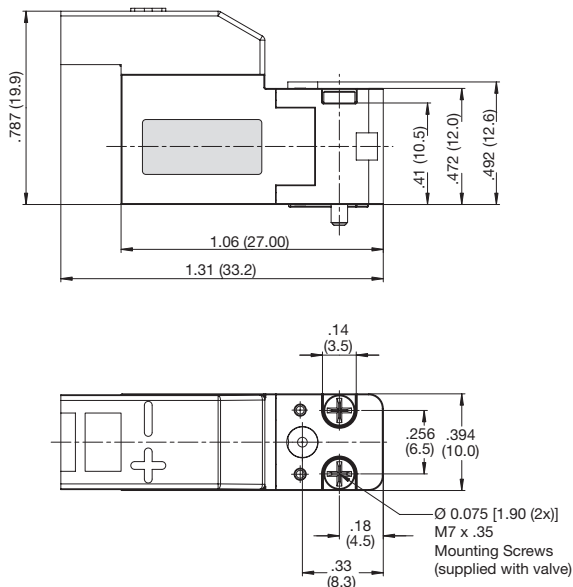
Insulation Class	Coil Insulation	Protection	Ambient Temperature Range	Electrical Connection
	°C (°F)	VA	°C (°F)	
F	155 (311)	IP40	5 to 50 (41 to 122)	Connector with two 0.5mm <sup>2</sup> lead wires + built-in LED and electrical protection or lead wires, 0.5m (19.7in) long

Specifications								
Orifice Size		Flow Coefficient		Operating Pressure bar (psi)		Power Rating	Type of Electrical Connection*	Catalog Number
mm (inches)		Kv (m <sup>3</sup> /h)	Cv	min.	max. gases, liquids	W		
1 → 2	2 → 3							
<b>3/2 NC - Normally Closed</b>								
0.5 (0.020)	0.7 (0.028)	0.006	0.007	0	8 (116)	1.3	01	18801003
							02	18801076
							03	18801074
							04	18801078
							1	18801072
0.8 (0.031)	0.8 (0.031)	0.007	0.008	0	4 (58)	1.3	01	18801081
							02	18801082
							03	18801083
							04	18801084
							1	18801085
1.0 (0.040)	1.0 (0.040)	0.011	0.013	0	2.5 (36)	1.3	01	18801086
							02	18801087
							03	18801088
							04	18801089
							1	18801090
<b>3/2 NO - Normally Open</b>								
0.5 (0.020)	0.5 (0.020)	0.006	0.007	0	6 (87)	1.3	01	18801063
							02	18801077
							03	18801075
							04	18801079
							1	18801073
0.8 (0.031)	0.8 (0.031)	0.007	0.008	0	3 (43.5)	1.3	01	18801091
							02	18801092
							03	18801093
							04	18801094
							1	18801095
1.0 (0.040)	1.0 (0.040)	0.011	0.013	0	1.5 (21.8)	1.3	01	18801096
							02	18801097
							03	18801098
							04	18801099
							1	18801100

\* Type 01, 02, 03, 04 with LED and electrical protection  
 01 = horizontal, width 5.08mm (0.2in)  
 02 = vertical, width 5.08mm (0.2in)

03 = horizontal, width 2.54mm (0.1in)  
 04 = vertical, width 2.54mm (0.1in)  
 05 = cable ends 0.5m long (19.7in), 0.25mm<sup>2</sup>

**Dimensions: mm (inches)**



NOTE: The connectors to be ordered separately.  
Includes one connector with two wires.



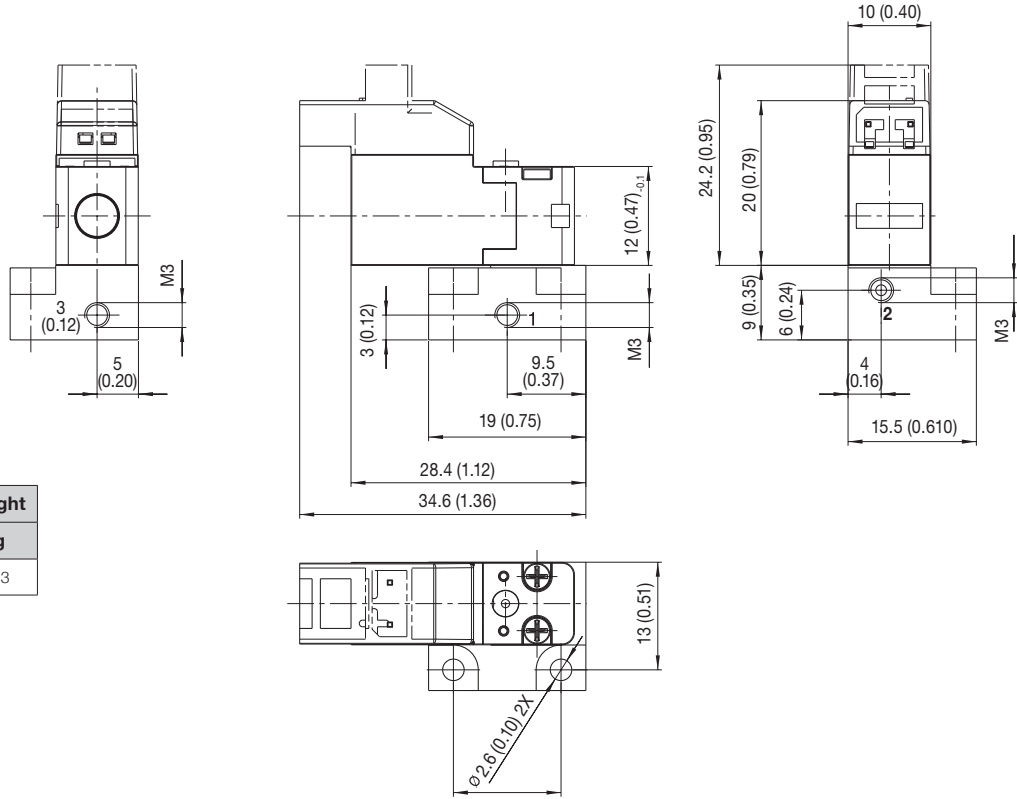
Length	Catalog Number
20" (0.5m)	88118801
59" (1.5m)	88118802
118" (3m)	88118803

# ASCO™ MINIATURE SOLENOID VALVES

GENERAL SERVICE VALVES, MINIATURE SOLENOID

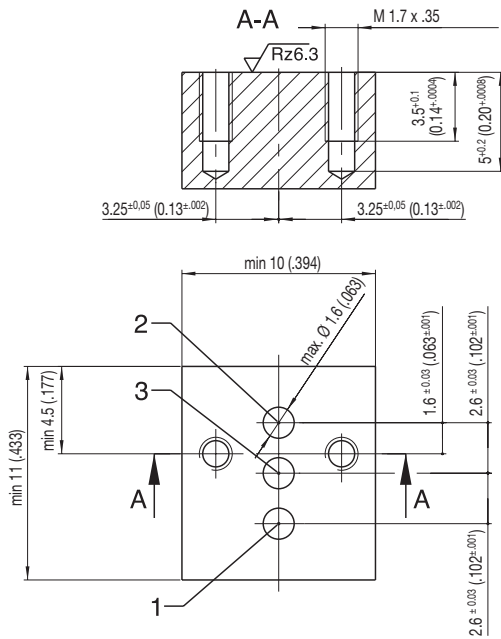
Dimensions: mm (inches)

## Valve Mounted on Single Subbase



Number of Valves	Subbase Catalog Number	Weight
		kg
1	35300101	2.53

## Manifold Interface



00217GB-2019-R02

