

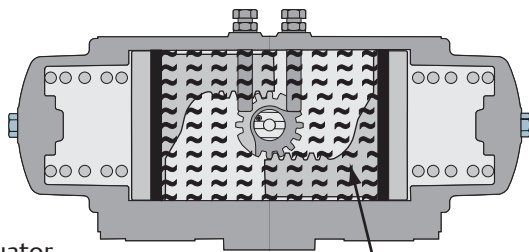
# Free Air Volume at Atmospheric Pressure

## XL26 to XL4581 Metric Data

Actuator Model	Double & Single Acting		
	Central Chamber Volumes (cm3)		
	Open	Closed	Displaced
XL26	85	25	60
XL71	215	65	150
XL131	413	125	288
XL186	550	170	380
XL221	747	245	502
XL281	997	367	630
XL426	1376	427	949
XL681	2148	623	1525
XL1127	3618	1081	2537
XL1372	4350	1277	3073
XL2586	7715	1915	5800
XL4581	13837	3574	10263

Actuator Model	Double Acting ONLY		
	End Cap Chamber Volumes (cm3)		
	Open	Closed	Displaced
XL26	71	131	60
XL71	208	358	150
XL131	437	725	288
XL186	567	947	380
XL221	794	1296	502
XL281	994	1624	630
XL426	1450	2399	949
XL681	2889	4414	1525
XL1127	909	3446	2537
XL1372	1059	4132	3073
XL2586	1518	7318	5800
XL4581	3272	13535	10263

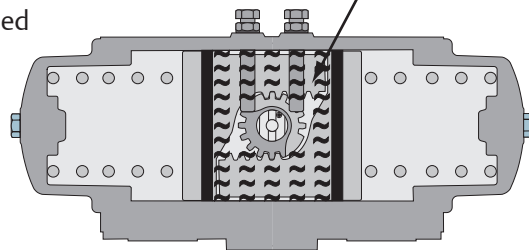
### Spring Return and Double Acting Actuators



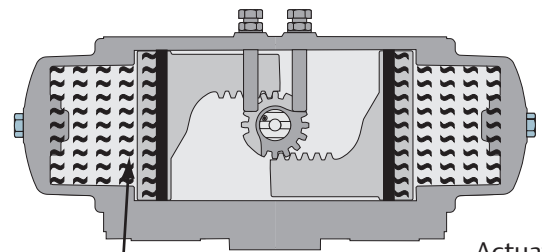
Actuator Open

Air in Central Chamber

Actuator Closed



### Double Acting Actuators



Actuator Open

Air in End Chambers

Actuator Closed

